



VISTA SL

Pedestrian sliding door



VISTA SL - Technology, simplicity, reliability



Door opening range: 750 to 2900 mm
 Door weight: 150 kg
 120+120 kg
 Dimensions: 155x166 mm
 Max. speed: 100cm/sec

2



VISTA SL - Technology, simplicity, reliability




NEW RUNNERS

- Strong and compact
- 3 wheels. 2 for support and 1 guide wheel
- Unrestricted access for adjustment
- Wheels have channel in the middle for silent running

3



VISTA SL - Technology, simplicity, reliability



ERV – DOOR LOCKING SYSTEM

- Doors locked in any stopping position
- No adjustment required
- Unbeatable reliability and low noise levels
- Option of manual release
- Locking on opening, free when closing



VISTA SL - Technology, simplicity, reliability




ARIA – CONTROL UNIT

- Controls acceleration, slowing down and speed
- Programming via display
- Door state output
- Alarm input
- Compatible with Proxima programmer



VISTA SL - Technology, simplicity, reliability



CUSHIONED TRACK

- Aluminium track, guaranteed solidity, reliability and lengthy service life
- Cushioning profile in hi-tech material: eliminates practically all vibrations transmitted by runners to structure, drastically reducing the header's noise level



VISTA SL - Technology. simplicity. reliability




BELT-TENSIONING SYSTEM

- Pre-tensioned belt
- Unrestricted access
- Extremely simple to adjust and 100% reliable system



VISTA SL - Technology. simplicity. reliability




COVER LOCKING

- Lever locks cover in two different positions
- Fully open for unrestricted access inside
- Partially open where header grazes ceiling



VISTA SL - Technology. simplicity. reliability

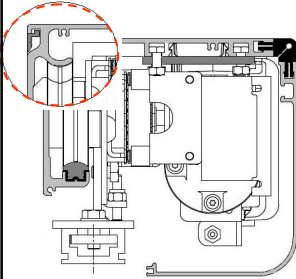


COVER-SUPPORTING HINGE

- Supremely easy assembly
- Quick to install
- Silent running and vibration free



VISTA SL - Technology, simplicity, reliability



- WMP - WALL MOUNTING SYSTEM**
- Aluminium mounting profile
 - Installation takes considerably less time
 - Less people required for installation




VISTA SL - Technology, simplicity, reliability



- VISTA SEL - MODE SELECTOR**
- Simple, intuitive programming
 - Key for defining operating modes
 - Key for defining radar activation



VISTA SL - Technology, simplicity, reliability



- BBV - EMERGENCY BACKUP BATTERY KIT**
- Operation settable via control unit
 - Doors opened immediately in case of mains power outage
 - Door can continue to work as normal in case of short mains power outages
