

## SWING GATE SYSTEMS.

۲۸

### TOP

۲۳۰۷

Hydraulic operators in ۲۳۰ Vac, for swinging gates of medium and big dimensions and weight, both for residential and heavy use.

#### EASY TO INSTALL

TOP is pre-charged and adjusted in our factory, ready to be used, no blow-down valve or oil to level. Fixing brackets included.

#### SILENT AND FAST

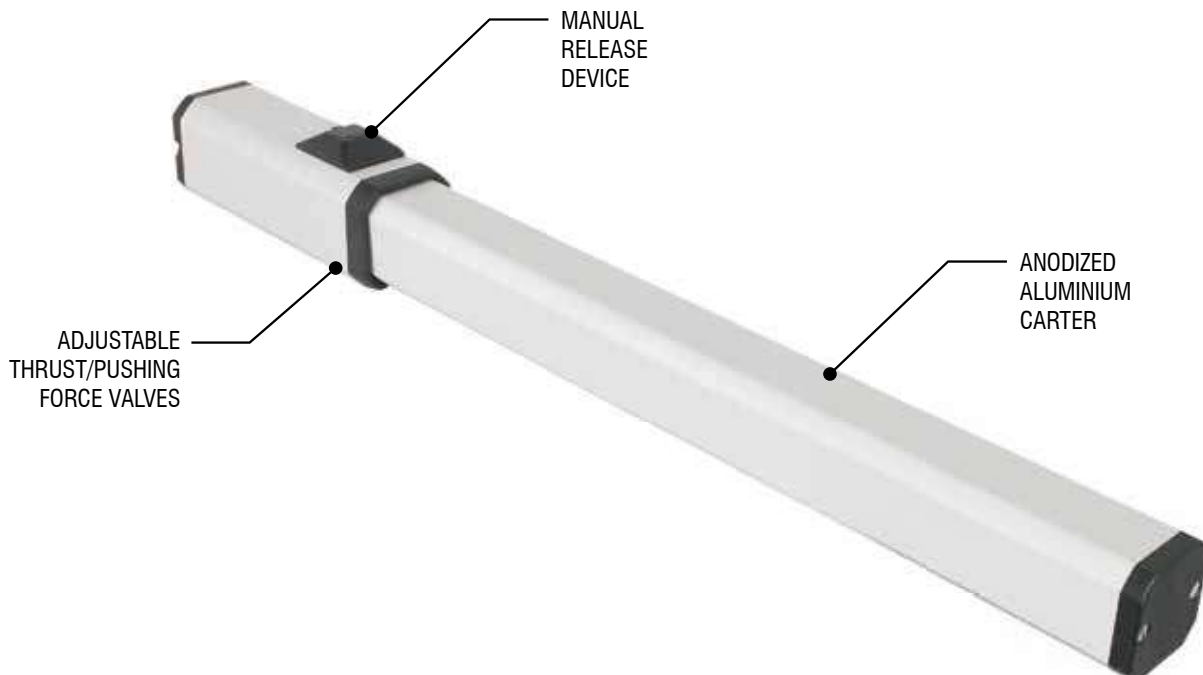
Extremely silent. Available also with fast hydraulic pump, for whom wants to extremely reduce opening and closing times.

#### TECHNOLOGICAL AND SAFE

TOP is built with a sole technology, the vacuum loading does not leave any air residues inside, that means no condensation or emulsion. The coupling pump-distributor is without seals. A unique system, that will remain unchanged in time.

#### A COMPLETE AND RELIABLE RANGE

From little residential gates to ۴ m commercial or industrial gates. Special motors for heavy use. Standard or fast speed, reversible or irreversible. Only the best, only the TOP.



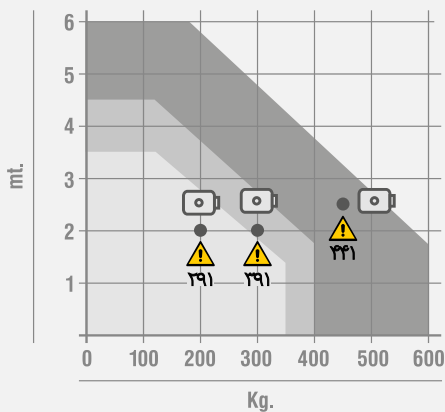
## TECHNICAL FEATURES

	TOP۲۹۱	TOP۲۹۱	TOP۲۴۱	TOP۲۹۱/S	TOP۲۹۱/S	TOP۲۴۱/S
Type of use	RESIDENTIAL	INTENSIVE	INTENSIVE	RESIDENTIAL	INTENSIVE	INTENSIVE
Frequency of use	۲۰%	۵۰%	۵۰%	۲۰%	۵۵%	۵۵%
Motor power supply	۲۲۰ Vac - ۵۰/۶۰ Hz	۲۲۰ Vac - ۵۰/۶۰ Hz	۲۲۰ Vac - ۵۰/۶۰ Hz	۲۲۰ Vac - ۵۰/۶۰ Hz	۲۲۰ Vac - ۵۰/۶۰ Hz	۲۲۰ Vac - ۵۰/۶۰ Hz
Absorbed power	۱۷۰W	۱۹۰W	۱۹۰W	۱۷۰W	۱۹۰W	۱۹۰W
Protection degree	IP۶۵	IP۶۵	IP۶۵	IP۶۵	IP۶۵	IP۶۵
Rod speed	۱۰ mm/s	۱۰ mm/s	۱۰ mm/s	۲۰ mm/s	۲۰ mm/s	۲۰ mm/s
Max rod stroke	۲۹۰ mm	۲۹۰ mm	۲۴۰ mm	۲۹۰ mm	۲۹۰ mm	۲۴۰ mm
Max thrust force	۲۰۰۰ N	۲۵۰۰ N	۲۵۰۰ N	۲۲۰۰ N	۲۰۰۰ N	۲۰۰۰ N
Adjustable force	HYDRAULIC	HYDRAULIC	HYDRAULIC	HYDRAULIC	HYDRAULIC	HYDRAULIC
Adjustable speed	ELECTRONIC **	ELECTRONIC **	ELECTRONIC **	ELECTRONIC **	ELECTRONIC **	ELECTRONIC **
Max leaf width	۲,۵ m *	۲,۵ m *	۲,۰ m *	۲,۵ m *	۲,۵ m *	۲,۰ m *
Operating temperature	-۲۰°C + ۶۰°C	-۲۰°C + ۶۰°C	-۲۰°C + ۶۰°C	-۲۰°C + ۶۰°C	-۲۰°C + ۶۰°C	-۲۰°C + ۶۰°C
Encoder/Limit switch	NO	NO	NO	NO	NO	NO
Type of lubrication	OIL GBD PH-۰۳	OIL GBD PH-۰۳	OIL GBD PH-۰۳	OIL GBD PH-۰۳	OIL GBD PH-۰۳	OIL GBD PH-۰۳
Weight of the unit	۷,۷ Kg	۸,۷ Kg	۱۰ Kg	۷,۷ Kg	۸,۷ Kg	۱۰ Kg

\* in case of blind leaf or wind presence or leaf over ۲,۵m, the use of the electric lock is highly suggested

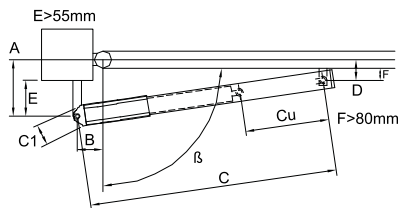
\*\* by the use of the BA۲۲۰ control board

### APPLICATION DIAGRAM



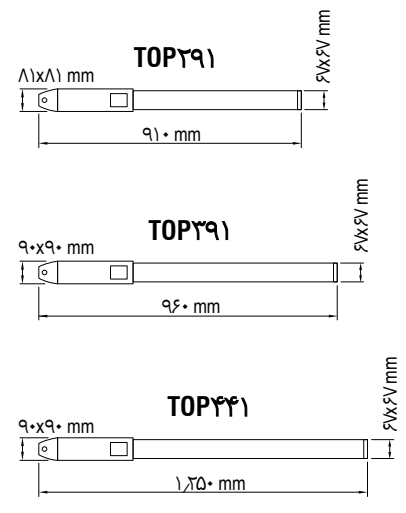
TOP۲۹۱
  TOP۲۹۱
  TOP۲۴۱  
 Electric-lock
  = BAC Limit


### INSTALLATION MEASURES



	B	A	B	C	D	Cu	C1
TOP۲۹۱	۹۰°	۱۲۰	۱۲۰	۹۰۰	۱۰۰	۲۶۰	۸۱x۸۱
TOP۲۹۱	۱۱۰°	۱۱۰	۱۱۰	۹۰۰	۹۵	۲۶۰	۸۱x۸۱
TOP۲۹۱	۹۰°	۱۲۰	۱۲۰	۹۵۰	۱۰۰	۲۶۰	۹۰x۹۰
TOP۲۹۱	۱۱۰°	۱۱۰	۱۱۰	۹۵۰	۹۵	۲۶۰	۹۰x۹۰
TOP۲۴۱	۹۰°	۲۰۵	۲۰۵	۱,۲۲۵	۱۱۵	۲۱۰	۹۰x۹۰
TOP۲۴۱	۱۱۰°	۱۷۵	۱۷۵	۱,۲۲۵	۱۱۰	۲۱۰	۹۰x۹۰

### DIMENSIONS





# SWING GATE SYSTEMS.

50

TOP

3307

				Cod.	
	TOP291	BAC, leaf up to 2,0 m	1	22	29200
	TOP291	SLAC*, leaf up to 2,0 m	1	22	29201
	TOP291	SLA/BA*, leaf up to 2,0 m	1	22	29204
	TOP291	BAC, leaf up to 2,0 m	1	22	29200
	TOP291	SLAC*, leaf up to 2,0 m	1	22	29201
	TOP291	SLA/BA*, leaf up to 2,0 m	1	22	29204
	TOP291	BAC, leaf up to 2,0 m	1	22	29200
	TOP291	SLAC*, leaf up to 2,0 m	1	22	29201
	TOP291	SLA/BA*, leaf up to 2,0 m	1	22	29204
	TOP291/S	BAC, leaf up to 2,0 m - fast model	1	22	29200/S
	TOP291/S	SLAC*, leaf up to 2,0 m - fast model	1	22	29201/S
	TOP291/S	SLA/BA*, leaf up to 2,0 m - fast model	1	22	29204/S
	TOP291/S	BAC, leaf up to 2,0 m - fast model	1	22	29200/S
	TOP291/S	SLAC*, leaf up to 2,0 m - fast model	1	22	29201/S
	TOP291/S	SLA/BA*, leaf up to 2,0 m - fast model	1	22	29204/S
	TOP291/S	BAC, leaf up to 2,0 m - fast model	1	22	29200/S
	TOP291/S	SLAC*, leaf up to 2,0 m - fast model	1	22	29201/S
	TOP291/S	SLA/BA*, leaf up to 2,0 m - fast model	1	22	29204/S

\* SLAC and SLA/BA versions should be used with an electric-lock

**BAC:** Irreversible • **SLAC:** Reversible • **SLA/BA:** Irreversible when opened, reversible when closed

## ACCESSORIES AND CONTROL UNITS



**AJ0049**  
Optional release device with euro-profile lock with keys



**AJ0050**  
Metal counter plate for rear bracket of TOP291-291-291



**AJ0051**  
Metal counter plate for rear bracket of TOP291



**AJ0052**  
Metal counter plate for front bracket of TOP291-291-291



**AJ0063**  
12V electric-lock (see pag. 146 for the counter plate model)



Suggested control units:  
**AS0950** (F4 PLUS)  
**AS0511** (BA 230)  
**AS0060** (BA 100)  
See pages 110-111-112

## TOP

## KIT

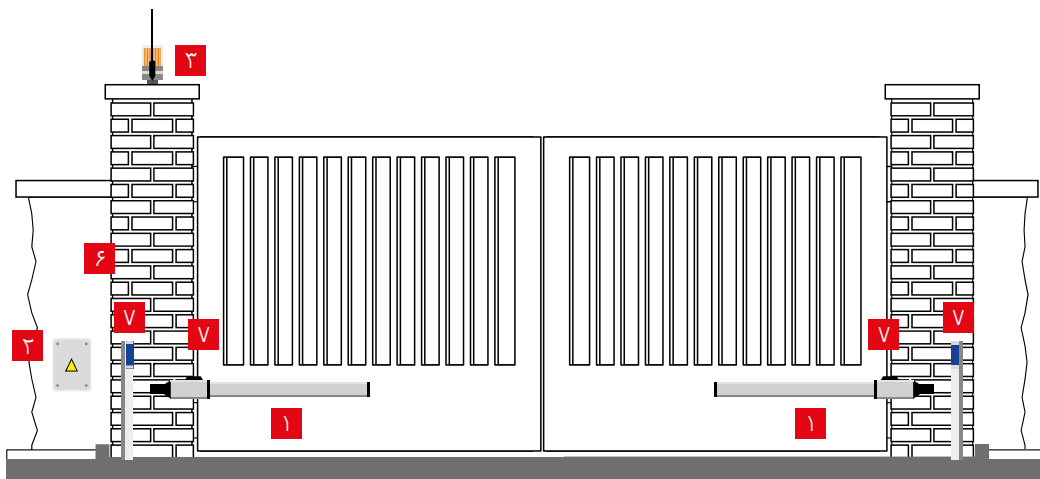
51

													Cod.
KIT TOP391	1 x2	3A x1	3 x1	4 x1	5 x2	6 x1	7 x1	8 x1	9	1	20	K 391VBFSLT	
KIT TOP391	1 x2	3B x1	3 x1	4 x1	5 x2	6 x1	7 x1	8 x1	9	1	20	K 391VBFSLT	

### INCLUDED IN THE KIT:

- 1 TOP391
- 5 AU-3100 / MAKO remote control - 433MHz (Page 139)
- 3A AS-0900 / F+ PLUS control unit (Page 110)
- 6 AU-1940 / Wall mounted key selector model DCS100 (Page 139)
- 3B AS-0901 / BA33 control unit (Page 111)
- 7 AU-3200 / Pair of DCF180 wall mounted photocells (Page 139)
- 3 Complete flashlight device (Page 120)
- 8 AJV0800 / Gate warning plate (Page 146)
- 4 Embedded radio receiver board

### INSTALLATION LAY-OUT





This document was created with the Win2PDF "print to PDF" printer available at <http://www.win2pdf.com>

This version of Win2PDF 10 is for evaluation and non-commercial use only.

This page will not be added after purchasing Win2PDF.

<http://www.win2pdf.com/purchase/>