



SUB SERIES

HYDRAULIC OPERATOR FOR SWING GATES



Opens the future



CODE	DESCRIPTION	VOLTAGE	LEAF WEIGHT	LEAF LENGTH
P930026 00001	SUB SC RIGHT	230 V	up to 8000 N (~800 kg)	up to 1.80 m
P930026 00002	SUB SC LEFT	230 V	up to 8000 N (~800 kg)	up to 1.80 m
P930012 00005	SUB R SC RIGHT	230 V	up to 8000 N (~800 kg)	up to 1.80 m
P930012 00006	SUB R SC LEFT	230 V	up to 8000 N (~800 kg)	up to 1.80 m
P930013 00007	SUB ER SC RIGHT	230 V	up to 8000 N (~800 kg)	up to 2.50 m
P930013 00008	SUB ER SC LEFT	230 V	up to 8000 N (~800 kg)	up to 2.50 m
P930014 00005	SUB EL SC RIGHT	230 V	up to 8000 N (~800 kg)	up to 3.50 m
P930014 00006	SUB EL SC LEFT	230 V	up to 8000 N (~800 kg)	up to 3.50 m
P930010 00005	SUB G SC RIGHT	230 V	up to 8000 N (~800 kg)	up to 1.80 m
P930010 00006	SUB G SC LEFT	230 V	up to 8000 N (~800 kg)	up to 1.80 m

• A MODEL FOR EVERY NEED.

→ Several versions available: irreversible with hydraulic locking (for holding when closed and open) and reversible (with use of an electric lock).

• SAFE USE.

→ Antisquashing protection guaranteed by two adjustable bypass valves.

• SIMPLER INSTALLATION.

→ Maintenance is carried out without any need to raise or disassemble the gate.

→ The special foundation case makes it possible to remove the operator without taking off the gate leaf.

TECHNICAL FEATURES

	SUB SC	SUB R SC	SUB G SC	SUB EL SC	SUB ER SC
CONTROL PANEL	ALCOR N (suggested)	ALCOR N (suggested)	ALCOR N (suggested)	ALCOR N (suggested)	ALCOR N (suggested)
REVERSIBLE/IRREVERSIBLE OPERATOR	irreversible	irreversible	irreversible	reversible	reversible
POWER SUPPLY	230V~ ± 10%, 50 Hz single-phase	230V~ ± 10%, 50 Hz single-phase	230V~ ± 10%, 50 Hz single-phase	230V~ ± 10%, 50 Hz single-phase	230V~ ± 10%, 50 Hz single-phase
ABSORBED POWER	250 W	250 W	250 W	250 W	250 W
THERMAL PROTECTION	integrated	integrated	integrated	integrated	integrated
OPENING ANGLE	130°	130°	180°	130°	130°
OPENING OR CLOSING TIME	33 s	14 s	33 s	33 s	14 s
SLOWDOWN	-	opening/closing	-	opening/closing	-
IMPACT REACTION	hydraulic clutch	hydraulic clutch	hydraulic clutch	hydraulic clutch	hydraulic clutch
TYPE OF LOCK	hydraulic opening/closing	hydraulic opening/closing	hydraulic opening/closing	electric lock	electric lock
MANUAL RELEASE	release key	release key	release key	reversible	reversible
OPERATING CYCLE	very intensive use	very intensive use	very intensive use	very intensive use	very intensive use
ENVIRONMENTAL CONDITIONS	from -10°C to + 60°C	from -10°C to + 60°C	from -10°C to + 60°C	from -10°C to + 60°C	from -10°C to + 60°C
DEGREE OF PROTECTION	IP67	IP67	IP67	IP67	IP67
OPERATOR WEIGHT	220 N (~22 kg)	220 N (~22 kg)	240 N (~24 kg)	220 N (~22 kg)	220 N (~22 kg)
DIMENSIONS	see drawing	see drawing	see drawing	see drawing	see drawing

RESIDENTIAL AND APARTMENT-BLOCK USE

ACCESSORIES



D113706 00002 - ALCOR N

- Ideal control panel for one or two motors up to 230V/0.5 HP of the hydraulic swing type.
- Easy wiring thanks to extractable terminals blocks.
- Safety thanks to the AUTODIAGNOSIS function with LEDs for detecting faults.
- Complete with incorporated two-channel receiver and pedestrian management.
- Programming upgraded with the following functions: locked shut maintenance, 3/4 step logic, pedestrian closure, separate opening/closing.
- Easy use with previous systems thanks to total compatibility with ALCOR SD.




N733066 00001 - CPS right

Bearing foundation case for SUB operator fitting. Maintenance can be carried out without disassembling the gate.



N733066 00002 - CPS left

Bearing foundation case for SUB operator fitting. Maintenance can be carried out without disassembling the gate.



N733092 - CPS G

Bearing foundation case for either left hand or right hand SUB G operator fitting. Maintenance can be carried out without disassembling the gate.



P123001 00001 - EBP

230 Vac electric lock with zero stop resistance. Also available in 50 mm, 75 mm versions and at 24V.




D121017 - ECB SX

Left-hand horizontal electric lock. Also available in right-hand and vertical versions.



D111013 - ME

12 Vac electric lock board for ALCOR N model and ALPHA SD model.



D730177 - PFS

Foundation plate for SUB and SUB G.



D610180 - CLS

Release key for LUX B, ORO, SUB, PHOBOS N and PHOBOS N BT models (10-piece pack).



D610256 - CLS/82

Release key for SUB model (10-piece pack).



D190177 - IDR0LUX WINTER

Hydraulic oil for low temperatures, 2 lt can. Always fill up with oil of the same colour.




N728003 - IDR0LUX R

Red hydraulic oil, 2 lt can. Always fill up with oil of the same colour.



N728002 - BSC

SUB arm outside hinge.



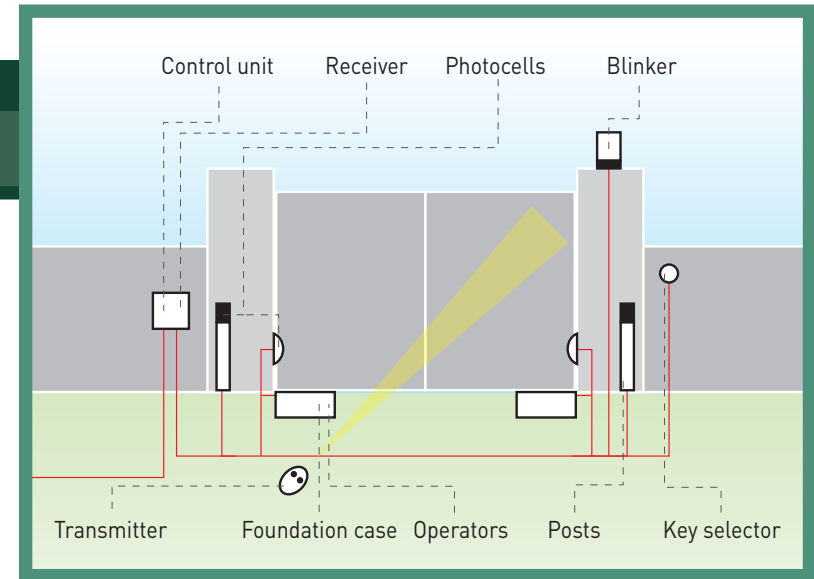
D113050 - SPL

Preheating board for 1 or 2 LUX, SUB, ORO, P4,5-P7, BERMA and E5 operator models. Can be fitted inside control panels, models ALPHA SD, ALCOR N. Permits gate opening at regular speed even in particularly cold areas. The operator is able to work at -20° with this accessory.



D111704 - SSR5

Traffic light and preheating control board for RIGEL 5 control panel. The operator is able to work at -20° with this accessory.



DIMENSIONS

